




Applying to College

Please refer to the 21/22 Guidance HUB Class for all your Post Secondary/College How To's and Reference Information
Go to: Content/Post Secondary Information/How To apply to College in the HUB Page

The screenshot displays the HWDSB HUB interface for 'Sherwood Secondary Guidance (2122)'. The top navigation bar includes icons for Home, HWDSB HUB, and user profile (Stephen Sloan). Below this is a row of icons for Course Home, Content, Book Appt, Xello, Gigit, Email, Calendar, and Course Admin. An orange arrow points to the 'Content' icon.

The main content area shows a sidebar with 'Expectations' (0%) and '+ New Unit'. Under 'Expectations', there is a list of items: 'Post-Secondary Information' (highlighted with a purple bar and an orange arrow), 'University and College Information', '2021-2022 Resources for Ontario', 'How to Apply to an Ontario College', a URL 'https://www.campustour.ca/', 'University App 2021-22', 'Applying to College PPT' (highlighted with a blue box and an orange arrow), and 'ONTransfer -How to transfer credits if you s'. An orange arrow also points to the 'Applying to College PPT' item.

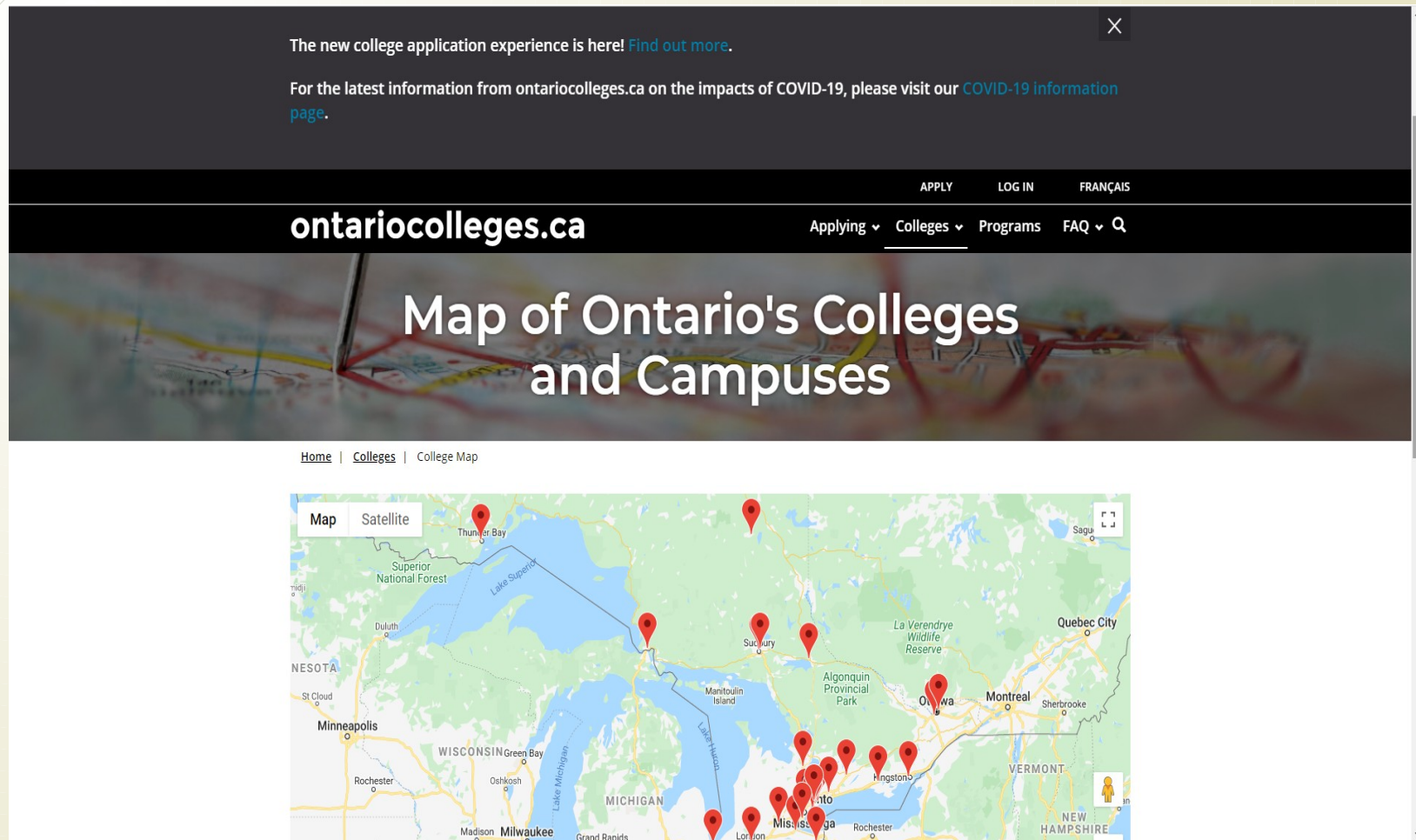
The main content area displays a slide titled 'Applying to College' with a large orange arrow pointing to the right. Below the slide, there is a text box containing the instruction: 'Please refer to the 2021 Guidance HUB Class for all your Post Secondary/College How To's and Reference Information Go to: Content/Post Secondary Information/How To apply to College in the HUB Page'. An orange arrow points to this text box.



The first step when applying to college is to research the programs and colleges available to you. If you have not already decided what programs you are applying to. Please go to the Ontario Colleges Website:

<https://www.ontariocolleges.ca>

<https://www.ontariocolleges.ca/en/colleges/college-map>
To find a campus near you



The screenshot displays the Ontario Colleges website interface. At the top, a dark banner contains the text: "The new college application experience is here! [Find out more.](#)" and "For the latest information from ontariocolleges.ca on the impacts of COVID-19, please visit our [COVID-19 information page.](#)" Below this, a navigation bar includes links for "APPLY", "LOG IN", and "FRANÇAIS". The main header features the "ontariocolleges.ca" logo and a menu with "Applying", "Colleges", "Programs", and "FAQ". The central banner reads "Map of Ontario's Colleges and Campuses". Below the banner, a breadcrumb trail shows "Home | Colleges | College Map". The main content area features a map of Ontario with numerous red location pins indicating college campuses. The map includes labels for major cities like Toronto, Ottawa, and Montreal, as well as geographical features like Lake Superior and Lake Michigan. A search bar and map controls are visible in the top left of the map area.

Browse the Find a Program Tool to see all college programs offered in Ontario:

<https://www.ontariocolleges.ca/en/programs>

The screenshot displays the website's navigation bar with the logo 'ontariocolleges.ca' and links for 'APPLY', 'LOG IN', and 'FRANÇAIS'. Below the navigation bar is a search bar with the placeholder text 'Search Programs' and a 'PROGRAM SEARCH' button. A disclaimer note states: 'Program information reflected below is related to Canadian applicants. International applicants should check the college website to confirm program availability, application requirements, and other information.' The main content area is titled 'Explore by category:' and lists 12 program categories in a grid format:

- Agriculture, Animal & Related Practices
- Arts & Culture
- Business, Finance & Administration
- Career & Preparation
- Computers & Telecommunications
- Culinary, Hospitality, Recreation & Tourism
- Education, Community & Social Services
- Energy, Environmental & Natural Resources
- Engineering & Technology
- Fire, Justice & Security
- Health, Food & Medical
- Media
- Professions & Trades
- Transportation & Logistics

Attend a College information event to meet college representatives virtually

[College Recruitment | ontariocolleges.ca](https://ontariocolleges.ca)



The screenshot shows the website's navigation bar with links for APPLY, LOG IN, and FRANÇAIS. The main header features the site name and a menu with options like Applying, Colleges, Programs, and FAQ. A large banner image of students is overlaid with the text 'College Recruitment'. Below the banner, there are breadcrumb links (Home | Colleges | College Recruitment) and a section titled 'College Mondays' with a logo. The text describes the event as a series of four sessions where users can meet with college representatives. A bulleted list details the content of each session, and a final note states that these virtual events replace the annual College Information Program (CIP) events.

APPLY LOG IN FRANÇAIS

ontariocolleges.ca Applying ▾ Colleges ▾ Programs FAQ ▾ 🔍

College Recruitment

[Home](#) | [Colleges](#) | [College Recruitment](#)

College Mondays

Ready to explore your future with Ontario community colleges? In just four sessions, you will be able to meet with representatives from all Ontario community colleges.

Every Monday in October and November, there will be four panel groups running simultaneously on Zoom, each made up of six to seven colleges.

Each group will provide:

- A brief overview of the Ontario community college system
- Highlights from each college on the panel
- Time to ask your questions to individual college representatives

These virtual events replace the College Information Program (CIP) events that run annually across the province.



Create an Ontariocolleges.ca Account

- If you have never applied through ontariocolleges.ca before, click the "Create an Account" button to get started. Your ontariocolleges.ca account allows you to:
- Apply to any of Ontario's 26 Public Colleges:
<https://www.ontariocolleges.ca/en/colleges>
- Review and update your college application
- Transcripts will be sent to your colleges of choice by Sherwood
- View and accept offers of admission



Important Info Before You Apply

- The application processing fee is \$95.00 (non-refundable).
- An application allows you up to 5 program choices (no more than 3 at any one college).
- All program choices must start within the same academic year (August-July).
- Your username is permanent.
- Your password must be between 8 and 14 characters in length.
- Use a valid personal email address.
- DO NOT create more than one account.
- View the How to apply to College Video before proceeding
- [How to Apply to an Ontario College - Canadian Applicants | ontariocolleges.ca](https://www.ontariocolleges.ca)



How to Apply

- Log in to your account.
- Fill in your personal information and educational history.
- Add your program choices.
- Transcripts will be uploaded by Sherwood
- Pay the application processing fee
- Log back in to verify your transcript information, or to [make changes or updates to your application](#). (Changing your program choices after February 1 may affect your chances of receiving an offer, as applications will be considered first-come, first-served. Note that removing a program choice will notify the college you are no longer interested in that choice.)
- Log back in after February 1 to view and [confirm offers of admission](#).



Important Dates

- October: Applications become available for programs starting the following fall.
- February 1: [Equal Consideration Date](#) – apply to [highly competitive programs](#) on or before this date.
- February 1: Colleges may begin sending offers of admission.
- May 1: Deadline to confirm offers (colleges may extend offers after this date).
- Mid-June: Tuition deposit payment due.
- See the [Important Dates](#) page for more information.
 - <https://www.ontariocolleges.ca/en/apply/important-dates>

Early October 2021: Online Application Opens

In early October, access to the online college application becomes available for programs beginning in the following academic year (August to July). You may create an account and [begin your application](#).

November 1, 2021: Earliest Offer Date

This is the earliest date that colleges may begin to send offers of admission to programs for the upcoming academic year. Offers will continue to be issued until programs are filled or wait-lists are established.

February 1, 2022: Equal Consideration Date

Apply on or before this date in order to receive equal consideration for admission to programs starting the following fall. After this date, colleges consider applicants on a first-come, first-served basis until programs are full.

Note that applications to [Highly Competitive Programs](#) must be received by this date in order to be considered. As these programs receive a high volume of applicants, all seats may be filled by February 1.

Applicants are encouraged to complete their applications well before the Equal Consideration Date, as website volumes on the online application are at their highest at this time.

Many programs continue to accept applicants after February 1. Use our [Find a Program](#) tool at any time to find programs that are still open.

May 1, 2022: Deadline to Confirm Offers of Admission

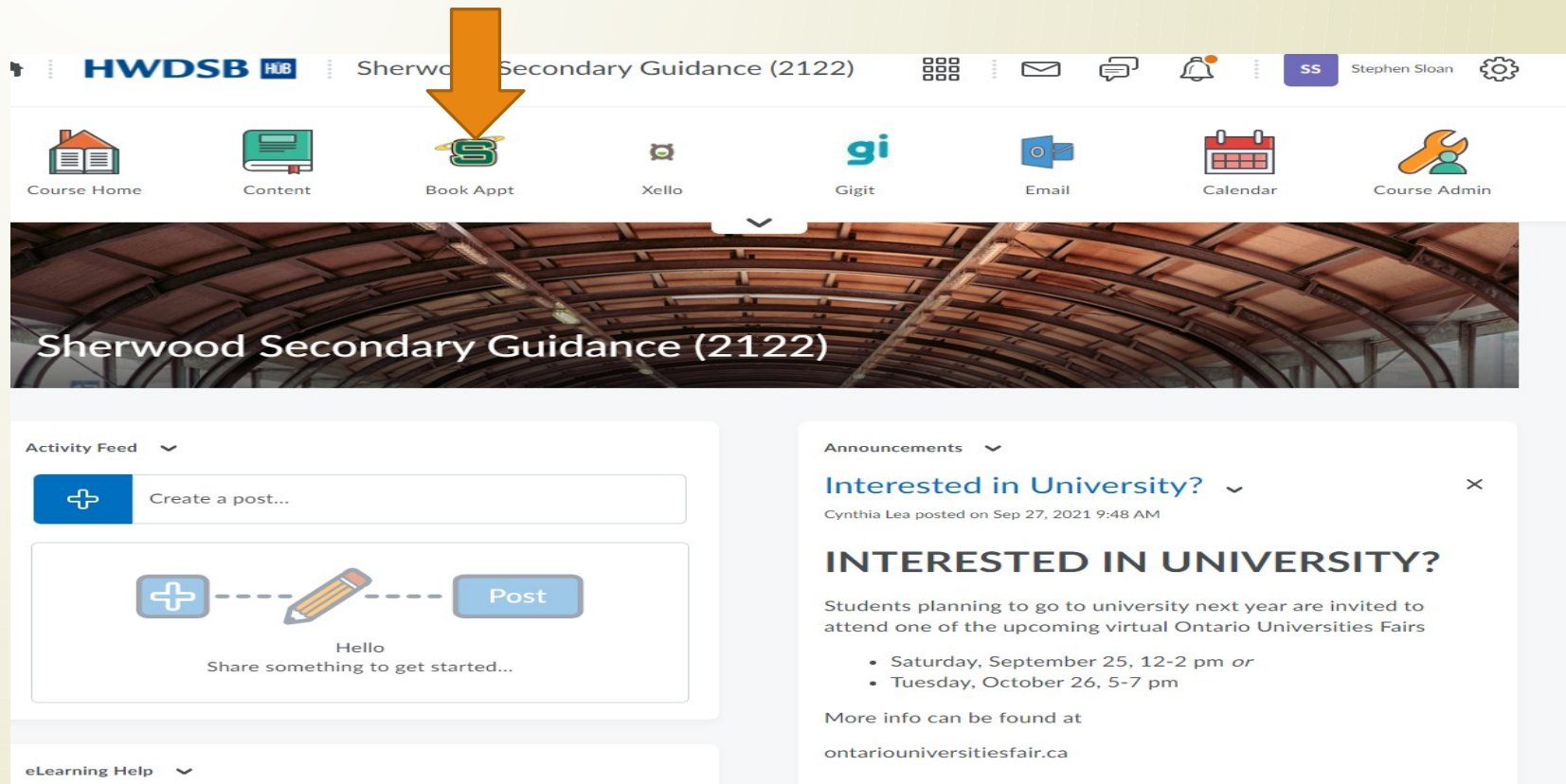
Applicants must confirm their acceptance of an offer of admission by this date. Log in to your ontariocolleges.ca account to [confirm your offer](#).

Colleges may extend offers of admission after this date. Each college will set the deadline to confirm offers made after May 1, and this deadline will be communicated to you with your offer.

June 2022: Tuition Deposit Due at the Colleges

The colleges require payment of a tuition deposit in June to secure your spot in your program. Each college sets its own tuition deposit amount and payment deadline. This information will be communicated to you by the college.

Please contact your Guidance Counsellor via the Booking App in the 2021 Guidance HUB Class, for a virtual appointment, to answer any questions



The screenshot shows the HWDSB HUB interface for the course 'Sherwood Secondary Guidance (2122)'. The user is logged in as Stephen Sloan. The navigation bar includes icons for Course Home, Content, Book Appt (highlighted with an orange arrow), Xello, Gigit, Email, Calendar, and Course Admin. Below the navigation bar is a banner for 'Sherwood Secondary Guidance (2122)'. The main content area is divided into two sections: 'Activity Feed' and 'Announcements'. The 'Activity Feed' section has a 'Create a post...' button and a 'Post' button. The 'Announcements' section features an announcement titled 'Interested in University?' by Cynthia Lea, dated Sep 27, 2021 9:48 AM. The announcement text reads: 'Students planning to go to university next year are invited to attend one of the upcoming virtual Ontario Universities Fairs'. The dates listed are 'Saturday, September 25, 12-2 pm or Tuesday, October 26, 5-7 pm'. A link for more information is provided: 'ontariouniversitiesfair.ca'.