



## Lesson 17: The Area of a Circle

### Student Outcomes

- Students give an informal derivation of the relationship between the circumference and area of a circle.
- Students know the formula for the area of a circle and use it to solve problems.

### Lesson Notes

- Remind students of the definitions for circle and circumference from the previous lesson. The Opening Exercise is a lead-in to the derivation of the formula for the area of a circle.
- Not only do students need to know and be able to apply the formula for the area of a circle, it is critical for them to also be able to draw the diagram associated with each problem in order to solve it successfully.
- Students must be able to translate words into mathematical expressions and equations and be able to determine which parts of the problem are known and which are unknown or missing.

### Classwork

#### Exercises 1–3 (4 minutes)

##### Exercises 1–3

Solve the problem below individually. Explain your solution.

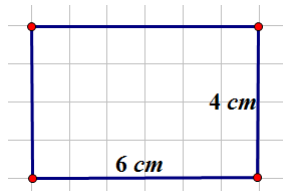
- Find the radius of a circle if its circumference is 37.68 inches. Use  $\pi \approx 3.14$ .

*If  $C = 2\pi r$ , then  $37.68 = 2\pi r$ . Solving the equation for  $r$ ,*

$$\begin{aligned} 37.68 &= 2\pi r \\ \left(\frac{1}{2\pi}\right)37.68 &= \left(\frac{1}{2\pi}\right)2\pi r \\ \frac{1}{6.28}(37.68) &\approx r \\ 6 &\approx r \end{aligned}$$

*The radius of the circle is approximately 6 in.*

- Determine the area of the rectangle below. Name two ways that can be used to find the area of the rectangle.



*The area of the rectangle is  $24 \text{ cm}^2$ . The area can be found by counting the square units inside the rectangle or by multiplying the length (6 cm) by the width (4 cm).*

3. Find the length of a rectangle if the area is  $27 \text{ cm}^2$  and the width is 3 cm.

If the area of the rectangle is  $\text{Area} = \text{length} \cdot \text{width}$ , then

$$27 \text{ cm}^2 = l \cdot 3 \text{ cm}$$

$$\frac{1}{3} \cdot 27 \text{ cm}^2 = \frac{1}{3} \cdot l \cdot 3 \text{ cm}$$

$$9 \text{ cm} = l$$

**Exploratory Challenge (10 minutes)**

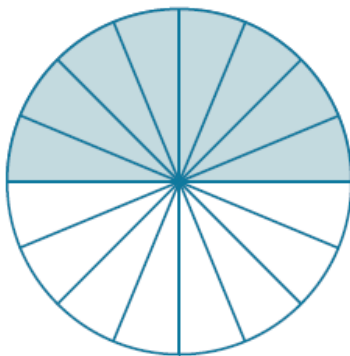
Complete the exercise below.

*Scaffolding:*

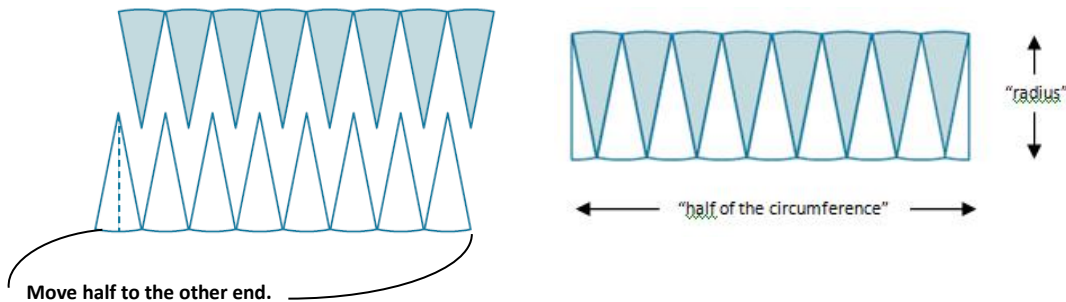
Provide a circle divided into 16 equal sections for students to cut out and reassemble as a rectangle.

**Exploratory Challenge**

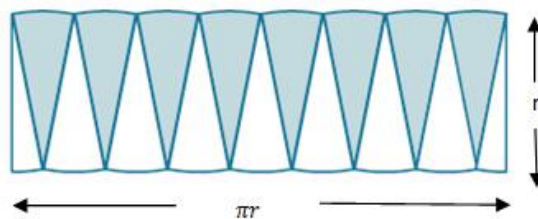
To find the formula for the area of a circle, cut a circle into 16 equal pieces.



Arrange the triangular wedges by alternating the “triangle” directions and sliding them together to make a “parallelogram.” Cut the triangle on the left side in half on the given line, and slide the outside half of the triangle to the other end of the parallelogram in order to create an approximate “rectangle.”



The circumference is  $2\pi r$ , where the radius is  $r$ . Therefore, half of the circumference is  $\pi r$ .



MP.7

What is the area of the “rectangle” using the side lengths above?

*The area of the “rectangle” is base times height, and, in this case,  $A = \pi r \cdot r$ .*

Are the areas of the “rectangle” and the circle the same?

*Yes, since we just rearranged pieces of the circle to make the “rectangle,” the area of the “rectangle” and the area of the circle are approximately equal. Note that the more sections we cut the circle into, the closer the approximation.*

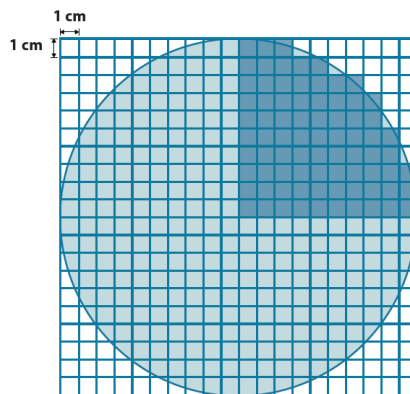
If the area of the rectangular shape and the circle are the same, what is the area of the circle?

*The area of a circle is written as  $A = \pi r \cdot r$ , or  $A = \pi r^2$ .*

**Example 1 (4 minutes)**

**Example 1**

Use the shaded square centimeter units to approximate the area of the circle.



What is the radius of the circle?

10 cm

What would be a quicker method for determining the area of the circle other than counting all of the squares in the entire circle?

*Count  $\frac{1}{4}$  of the squares needed; then, multiply that by four in order to determine the area of the entire circle.*

Using the diagram, how many squares were used to cover one-fourth of the circle?

*The area of one-fourth of the circle is approximately 79 cm<sup>2</sup>.*

What is the area of the entire circle?

$A \approx 4 \cdot 79 \text{ cm}^2$

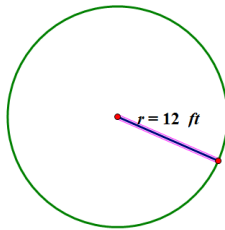
$A \approx 316 \text{ cm}^2$

## Example 2 (4 minutes)

## Example 2

A sprinkler rotates in a circular pattern and sprays water over a distance of 12 feet. What is the area of the circular region covered by the sprinkler? Express your answer to the nearest square foot.

Draw a diagram to assist you in solving the problem. What does the distance of 12 feet represent in this problem?



*The radius is 12 feet.*

What information is needed to solve the problem?

*The formula to find the area of a circle is  $A = \pi r^2$ . If the radius is 12 ft., then  $A = \pi \cdot (12 \text{ ft.})^2 = 144\pi \text{ ft}^2$ , or approximately 452 ft<sup>2</sup>.*

Make a point of telling students that an answer in exact form is in terms of  $\pi$ , not substituting an approximation of pi.

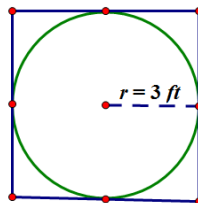
## Example 3 (4 minutes)

## Example 3

Suzanne is making a circular table out of a square piece of wood. The radius of the circle that she is cutting is 3 feet. How much waste will she have for this project? Express your answer to the nearest square foot.

Draw a diagram to assist you in solving the problem. What does the distance of 3 feet represent in this problem?

*The radius of the circle is 3 feet.*



What information is needed to solve the problem?

*The area of the circle and the area of the square are needed so that we can subtract the area of the circle from the area of the square to determine the amount of waste.*

What information do we need to determine the area of the square and the circle?

*Circle: just radius because  $A = \pi r^2$  Square: one side length*

How will we determine the waste?

*The waste is the area left over from the square after cutting out the circular region. The area of the circle is  $A = \pi \cdot (3 \text{ ft.})^2 = 9\pi \text{ ft}^2 \approx 28.26 \text{ ft}^2$ . The area of the square is found by first finding the diameter of the circle, which is the same as the side of the square. The diameter is  $d = 2r$ ; so,  $d = 2 \cdot 3 \text{ ft.}$  or 6 ft. The area of a square is found by multiplying the length and width, so  $A = 6 \text{ ft.} \cdot 6 \text{ ft.} = 36 \text{ ft}^2$ . The solution is the difference between the area of the square and the area of the circle, so  $36 \text{ ft}^2 - 28.26 \text{ ft}^2 \approx 7.74 \text{ ft}^2$ .*

Does your solution answer the problem as stated?

*Yes, the amount of waste is  $7.74 \text{ ft}^2$ .*

### Exercises 4–6 (11 minutes)

Solve in cooperative groups of two or three.

#### Exercises 4–6

4. A circle has a radius of 2 cm.

- a. Find the exact area of the circular region.

$$A = \pi \cdot (2 \text{ cm})^2 = 4\pi \text{ cm}^2$$

- b. Find the approximate area using 3.14 to approximate  $\pi$ .

$$A = 4 \text{ cm}^2 \cdot \pi \approx 4 \text{ cm}^2 \cdot 3.14 \approx 12.56 \text{ cm}^2$$

5. A circle has a radius of 7 cm.

- a. Find the exact area of the circular region.

$$A = \pi \cdot (7 \text{ cm})^2 = 49\pi \text{ cm}^2$$

- b. Find the approximate area using  $\frac{22}{7}$  to approximate  $\pi$ .

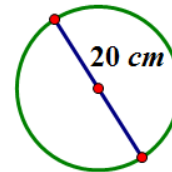
$$A = 49 \cdot \pi \text{ cm}^2 \approx \left(49 \cdot \frac{22}{7}\right) \text{ cm}^2 \approx 154 \text{ cm}^2$$

- c. What is the circumference of the circle?

$$C = 2\pi \cdot 7 \text{ cm} = 14\pi \text{ cm} \approx 43.96 \text{ cm}$$

6. Joan determined that the area of the circle below is  $400\pi \text{ cm}^2$ . Melinda says that Joan's solution is incorrect; she believes that the area is  $100\pi \text{ cm}^2$ . Who is correct and why?

*Melinda is correct. Joan found the area by multiplying  $\pi$  by the square of 20 cm (which is the diameter) to get a result of  $400\pi \text{ cm}^2$ , which is incorrect. Melinda found that the radius was 10 cm (half of the diameter). Melinda multiplied  $\pi$  by the square of the radius to get a result of  $100\pi \text{ cm}^2$ .*

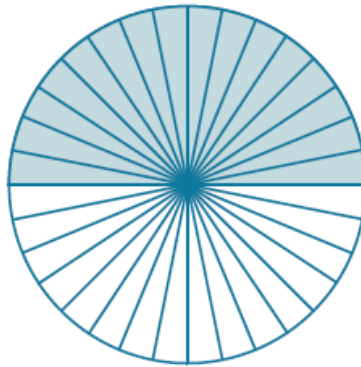


**Closing (4 minutes)**

- Strategies for problem solving include drawing a diagram to represent the problem and identifying the given information and needed information to solve the problem.
- Using the original circle in this lesson, cut it into 64 equal slices. Reassemble the figure. What do you notice?
  - *It looks more like a rectangle.*

Ask students to imagine repeating the slicing into even thinner slices (infinitely thin). Then, ask the next two questions.

- What does the length of the rectangle become?
  - *An approximation of half of the circumference of the circle*
- What does the width of the rectangle become?
  - *An approximation of the radius*
- Thus, we conclude that the area of the circle is  $A = \frac{1}{2}Cr$ .
  - If  $A = \frac{1}{2}Cr$ , then  $A = \frac{1}{2} \cdot 2\pi r \cdot r$  or  $A = \pi r^2$ .
  - Also see video link: <http://www.youtube.com/watch?v=YokKp3pwVFc>

**Relevant Vocabulary**

**CIRCULAR REGION (OR DISK):** Given a point  $C$  in the plane and a number  $r > 0$ , the *circular region (or disk) with center  $C$  and radius  $r$*  is the set of all points in the plane whose distance from the point  $C$  is less than or equal to  $r$ .

The boundary of a disk is a circle. The *area of a circle* refers to the area of the disk defined by the circle.

**Exit Ticket (4 minutes)**

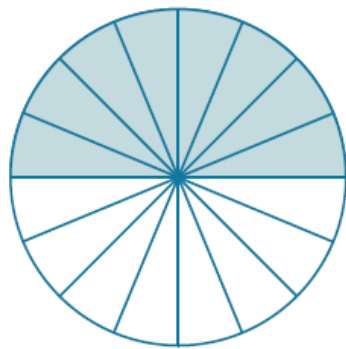
Name \_\_\_\_\_

Date \_\_\_\_\_

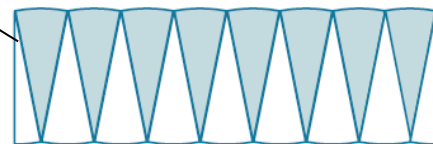
## Lesson 17: The Area of a Circle

### Exit Ticket

Complete each statement using the words or algebraic expressions listed in the word bank below.



1. The length of the \_\_\_\_\_ of the rectangular region approximates the length of the \_\_\_\_\_ of the circle.



2. The \_\_\_\_\_ of the rectangle approximates the length of one-half of the circumference of the circle.

3. The circumference of the circle is \_\_\_\_\_.

4. The \_\_\_\_\_ of the \_\_\_\_\_ is  $2r$ .

5. The ratio of the circumference to the diameter is \_\_\_\_\_.

6. Area (circle) = Area of (\_\_\_\_\_ ) =  $\frac{1}{2} \cdot \text{circumference} \cdot r = \frac{1}{2}(2\pi r) \cdot r = \pi \cdot r \cdot r = \text{_____}$ .

| Word bank |        |           |           |       |
|-----------|--------|-----------|-----------|-------|
| radius    | height | base      | $2\pi r$  |       |
| diameter  | circle | rectangle | $\pi r^2$ | $\pi$ |

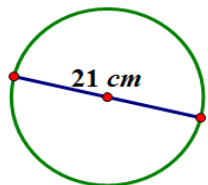
Exit Ticket Sample Solutions

Complete each statement using the words or algebraic expressions listed in the word bank below.

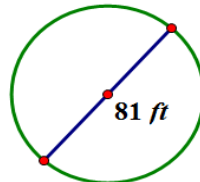
- The length of the height of the rectangular region approximates the length of the radius of the circle.
- The base of the rectangle approximates the length of one-half of the circumference of the circle.
- The circumference of the circle is  $2\pi r$ .
- The diameter of the circle is  $2r$ .
- The ratio of the circumference to the diameter is  $\pi$ .
- Area (circle) = Area of (rectangle) =  $\frac{1}{2} \cdot \text{circumference} \cdot r = \frac{1}{2} (2\pi r) \cdot r = \pi \cdot r \cdot r = \pi r^2$ .

Problem Set Sample Solutions

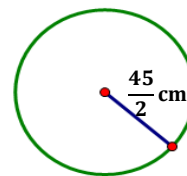
- The following circles are not drawn to scale. Find the area of each circle. (Use  $\frac{22}{7}$  as an approximation for  $\pi$ .)



$$346.5 \text{ cm}^2$$



$$5,155.1 \text{ ft}^2$$



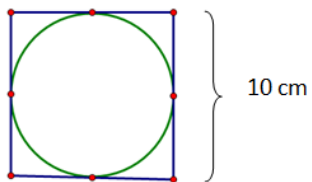
$$1,591.1 \text{ cm}^2$$

- A circle has a diameter of 20 inches.
  - Find the exact area, and find an approximate area using  $\pi \approx 3.14$ .  
 If the diameter is 20 in., then the radius is 10 in. If  $A = \pi r^2$ , then  $A = \pi \cdot (10 \text{ in.})^2$  or  $100\pi \text{ in}^2$ .  
 $A \approx (100 \cdot 3.14) \text{ in}^2 \approx 314 \text{ in}^2$ .
  - What is the circumference of the circle using  $\pi \approx 3.14$ ?  
 If the diameter is 20 in., then the circumference is  $C = \pi d$  or  $C \approx 3.14 \cdot 20 \text{ in.} \approx 62.8 \text{ in.}$
- A circle has a diameter of 11 inches.
  - Find the exact area and an approximate area using  $\pi \approx 3.14$ .  
 If the diameter is 11 in., then the radius is  $\frac{11}{2}$  in. If  $A = \pi r^2$ , then  $A = \pi \cdot \left(\frac{11}{2} \text{ in.}\right)^2$  or  $\frac{121}{4} \pi \text{ in}^2$ .  

$$A \approx \left(\frac{121}{4} \cdot 3.14\right) \text{ in}^2 \approx 94.985 \text{ in}^2$$
  - What is the circumference of the circle using  $\pi \approx 3.14$ ?  
 If the diameter is 11 inches, then the circumference is  $C = \pi d$  or  $C \approx 3.14 \cdot 11 \text{ in.} \approx 34.54 \text{ in.}$



4. Using the figure below, find the area of the circle.



*In this circle, the diameter is the same as the length of the side of the square. The diameter is 10 cm; so, the radius is 5 cm.  $A = \pi r^2$ , so  $A = \pi(5 \text{ cm})^2 = 25\pi \text{ cm}^2$ .*

5. A path bounds a circular lawn at a park. If the inner edge of the path is 132 ft. around, approximate the amount of area of the lawn inside the circular path. Use  $\pi \approx \frac{22}{7}$ .

*The length of the path is the same as the circumference. Find the radius from the circumference; then, find the area.*

$$C = 2\pi r$$

$$132 \text{ ft.} \approx 2 \cdot \frac{22}{7} \cdot r$$

$$132 \text{ ft.} \approx \frac{44}{7} r$$

$$\frac{7}{44} \cdot 132 \text{ ft.} \approx \frac{7}{44} \cdot \frac{44}{7} r$$

$$21 \text{ ft.} \approx r$$

$$A \approx \frac{22}{7} \cdot (21 \text{ ft.})^2$$

$$A \approx 1386 \text{ ft}^2$$

6. The area of a circle is  $36\pi \text{ cm}^2$ . Find its circumference.

*Find the radius from the area of the circle; then, use it to find the circumference.*

$$A = \pi r^2$$

$$36\pi \text{ cm}^2 = \pi r^2$$

$$\frac{1}{\pi} \cdot 36\pi \text{ cm}^2 = \frac{1}{\pi} \cdot \pi r^2$$

$$36 \text{ cm}^2 = r^2$$

$$6 \text{ cm} = r$$

$$C = 2\pi r$$

$$C = 2\pi \cdot 6 \text{ cm}$$

$$C = 12\pi \text{ cm}$$

7. Find the ratio of the area of two circles with radii 3 cm and 4 cm.

*The area of the circle with radius 3 cm is  $9\pi \text{ cm}^2$ . The area of the circle with the radius 4 cm is  $16\pi \text{ cm}^2$ . The ratio of the area of the two circles is  $9\pi : 16\pi$  or  $9 : 16$ .*



8. If one circle has a diameter of 10 cm and a second circle has a diameter of 20 cm, what is the ratio of the area of the larger circle to the area of the smaller circle?

*The area of the circle with the diameter of 10 cm has a radius of 5 cm. The area of the circle with the diameter of 10 cm is  $\pi \cdot (5 \text{ cm})^2$ , or  $25\pi \text{ cm}^2$ . The area of the circle with the diameter of 20 cm has a radius of 10 cm. The area of the circle with the diameter of 20 cm is  $\pi \cdot (10 \text{ cm})^2$  or  $100\pi \text{ cm}^2$ . The ratio of the diameters is 20 to 10 or 2:1, while the ratio of the areas is  $100\pi$  to  $25\pi$  or 4:1.*

9. Describe a rectangle whose perimeter is 132 ft. and whose area is less than  $1 \text{ ft}^2$ . Is it possible to find a circle whose circumference is 132 ft. and whose area is less than  $1 \text{ ft}^2$ ? If not, provide an example or write a sentence explaining why no such circle exists.

*A rectangle that has a perimeter of 132 ft. can have a length of 65.995 ft. and a width of 0.005 ft. The area of such a rectangle is  $0.329975 \text{ ft}^2$ , which is less than  $1 \text{ ft}^2$ . No, because a circle that has a circumference of 132 ft. has a radius of approximately 21 ft.*

$$A = \pi r^2 = \pi(21)^2 = 1387.96 \neq 1$$

10. If the diameter of a circle is double the diameter of a second circle, what is the ratio of the area of the first circle to the area of the second?

*If I choose a diameter of 24 cm for the first circle, then the diameter of the second circle is 12 cm. The first circle has a radius of 12 cm and an area of  $144\pi \text{ cm}^2$ . The second circle has a radius of 6 cm and an area of  $36\pi \text{ cm}^2$ . The ratio of the area of the first circle to the second is  $144\pi$  to  $36\pi$ , which is a 4 to 1 ratio. The ratio of the diameters is 2, while the ratio of the areas is the square of 2, or 4.*